




# Kentucky High School Athletic Association

2280 Executive Drive ° Lexington, KY 40505 ° www.khsaa.org ° (859)299-5472 (859)293-5999 (fax)

## MEMORANDUM

To: Superintendent, Principal, and Athletic Director  
Leslie County High School

From: Brigid L. DeVries, Commissioner  
Larry Boucher, Assistant Commissioner 


Date: July 8, 2005

Subject: 2004-2005 Title IX Annual Report Forms Submission

Enclosed please find a copy of Form T-65, the 2004-2005 KHSAA Title IX Annual Report Submission Status Report. In addition, you may find an attachment with corrected copies of the forms submitted by your school personnel. Please review this information so the forms can be completed accurately in the future.

Also, KHSAA Audit Team Members may have requested resubmission of some of the 2004-2005 Annual Report Forms or need additional information on your athletic programs. Please submit this information by the date requested if this is applicable. Copies and all KHSAA Title IX documents must be kept current and included in your permanent Title IX File at the school. All documents are subject to Open Records Requests.

Should you need any further information, please do not hesitate to call anytime.



**KHSAA TITLE IX  
ANNUAL REPORT SUBMISSION  
STATUS REPORT  
2004-2005**

KHSAA  
Form T65  
Revised 4/05

TO: KHSAA Member School Superintendents, Principals, and Athletic Directors

FROM: Brigid L. DeVries, Commissioner  
Larry Boucher, Assistant Commissioner

DATE: July 8, 2005

School	Leslie County High School	Reviewed by	Martha Mullins
--------	---------------------------	-------------	----------------

The following is a status report regarding the required 2004 – 2005 Title IX Annual Report submission of forms due into the KHSAA office by April 15, 2005. Appropriate KHSAA Audit Team personnel have reviewed these forms and the following is a summary of this review.

I. Checklist of Forms properly submitted in a satisfactory manner:

✓	GE-19 (Annual Verification)	✓	T-35 (Budget Chart)
✓	T-1 (Summary Program Chart 1)	✓	T-36 (Budget Chart)
✓	T-2 (Summary Program Chart 2)	✓	T-41 (Checklist – Overall Interscholastic Program)
✓	T-3 (Summary Program Chart 3)	✓	T-60 (Corrective Action Plan)
✓	T-4 (Summary Program Chart 4)		

II. Status

A.	✓	2004 – 2005 Forms are satisfactory and no further information or action is necessary at this time.
B.		Errors have been noted with respect to the following forms:
C.		The following forms were omitted and must be submitted by school representatives:
D.	✓	Other Recommendation and Comments: <ul style="list-style-type: none"> <li>▪ School personnel are to be commended for an excellent Annual Review and Report.</li> </ul>



**2004-2005 KENTUCKY HIGH SCHOOL ATHLETIC ASSOCIATION  
ANNUAL VERIFICATION OF TITLE IX PROCEDURES  
(To be submitted by April 15, 2005 along with other required forms)**

APR 13 2005

The Leslie County High School, Hyden, Kentucky  
(Name of High School) (City)

certifies to the Kentucky High School Athletic Association that the following is an accurate and true representation of the facts surrounding compliance with 20 U.S.C. Sections 1681-1688, et. Seq. (also known as Title IX)

**I certify the following provisions in accordance with records at the school contained in the permanent Title IX file, and to the best of my knowledge have completed the following tasks (All boxes must be checked).**

Established a gender equity committee at the high school. (list committee personnel and provide attachment if necessary)

Name	Address	Phone	Title
* See attached sheet titled, "Title IX Committee 2004=2005"			

Scheduled a minimum of three meetings during the 2004-2005 school year on the following dates:

\* See attached sheet titled, "Title IX Meetings 2004-2005"

Designated the following person(s) as the Title IX coordinator for the school:

Shannon Crisp	Athletic Director	PO BOX 970 Hyden, KY 41749	606-672-5580
Name	Title	Address	Phone

Designated the following person(s) as the Title IX coordinator for the district:

Lisa Wilson	Title IX Coordinator	PO BOX 949 Hyden, KY 41749	606-672-2397
Name	Title	Address	Phone


School personnel are continuing to make periodic reviews of the boys' and girls' athletics program reflected in the Corrective Action Plan.

In addition to the above information, the above referenced school maintains a complete permanent file relative to Title IX records including copies of the self-assessment audit, all corrective action plans, and other related materials.

Shannon Crisp  
Principal's Signature

4 / 7 / 2005  
Date

  
Superintendent Signature

  
School Board Chairpersons' Signature

*(Send original copy to KHSAA - Maintain duplicate in Title IX school folder)*

**Title IX  
Committee Members  
2004-2005**

<b>NAME</b>	<b>List as Coach, Teacher, Student</b>
<b>Coots, Dana</b>	<b>Principal, Leslie Co. Middle School</b>
<b>Cornett, Kim</b>	<b>Programs Administrator, Leslie County High School</b>
<b>Couch, Martha</b>	<b>Parent Representative</b>
<b>Cox, Pam</b>	<b>Coach, Leslie County High School</b>
<b>Crisp, Shannon</b>	<b>Athletic Director, Leslie Co. High/Middle School</b>
<b>Gay, Tracie</b>	<b>Teacher, Leslie Co. Middle School, Coach, Leslie Co. High School</b>
<b>Hendrix, Riley</b>	<b>Student Representative, Leslie Co. High School</b>
<b>Horton, Lesley</b>	<b>Youth Service Center, Leslie Co. High School</b>
<b>Hubbard, Brian</b>	<b>Student Representative, Leslie Co. High School</b>
<b>Koogler, Tim</b>	<b>Teacher and Coach, Leslie Co. High School</b>
<b>Lewis, David</b>	<b>Coach, Leslie Co. High School</b>
<b>Melton, Russell</b>	<b>Teacher, Leslie Co. Middle School, Coach, Leslie Co. High School</b>
<b>Napier, Roy</b>	<b>Counselor, Leslie Co. Middle School</b>
<b>Napier, Stacy</b>	<b>Student Representative, Leslie Co. High School</b>
<b>Shepherd, Omus</b>	<b>Principal, Leslie Co. High School</b>
<b>Shickell, Tim</b>	<b>Teacher-Coach, Leslie Co. High School</b>
<b>Sizemore, Tim</b>	<b>Coach, Leslie Co. High School</b>
<b>Wells, Audrey</b>	<b>Parent Representative</b>
<b>Wilson, Bree</b>	<b>Student Representative, Leslie Co. High School</b>
<b>Wilson, Lisa</b>	<b>Leslie Co. Board of Education, Title IX Coordinator</b>

**Wilson, Wendall**

**Coach, Leslie Co. High School**

**Title IX Meetings  
2004-2005 School Year**

11/12/04  
02/25/05  
03/23/05

## Table of Contents

Section	Description	Form
<b>I.</b>	Introductory Letter	
<b>II.</b>	Annual Verification of Title IX Procedures	GE-19
<b>III.</b>	Title IX Committee Members	
<b>IV.</b>	Title IX Meetings	
<b>V.</b>	Accommodation of Interest Chart 1 Chart 2 Chart 3 Chart 4	T-1 T-2 T-3 T-4
<b>VI.</b>	Budget Report Form 1 Form 2	T-35 T-36
<b>VII.</b>	Checklist-Overall	T-41
<b>VIII.</b>	Corrective Action Plan	T-60



**OFFICE OF THE PRINCIPAL**

P.O. Box 970  
Hyden, Kentucky 41749  
Tel. (606) 672-2337  
Fax (606) 672-2858



April 7, 2005

Brigid DeVries, Commissioner  
Kentucky High School Athletics Association  
2280 Executive Drive  
Lexington, Kentucky 40505

Dear Ms. DeVries,

On behalf of the Leslie County High School Title IX Committee, I would like to submit the annual Title IX Compliance Forms. Enclosed is a completed copy of all required Title IX Forms. They have been computer processed to allow for ease in reading, however, all forms have been reviewed and signed by the appropriate coaches and/or administrators.

Leslie County High School and the Leslie County School District is making every effort to ensure compliance with all Title IX regulations. Please feel free to contact us at your convenience if any additional information is required.

Respectfully yours.

A handwritten signature in cursive script that reads 'Omus Shephard'.

Omus Shephard, Principal  
Leslie County High School

OS:sec

Encl: Title IX forms

Cc: Lisa Wilson  
Thomas Sizemore  
Shannon Crisp

**2004-2005**  
**ACCOMMODATION OF INTERESTS AND ABILITIES**  
**SUMMARY PROGRAM CHART 1**

KHSAA  
 Form T1  
 Rev. 10/04

**Participation Opportunities Test One**

		(Column 1)	(Column 2)	(Column 3)	(Column 4)
	Program	Enrollment	Percentage of Total Enrollment	Number of Interscholastic Participants (double and triple count)	Percentage of Total Participation
Row 1	GIRLS	284	47%	130	44
Row 2	BOYS	319	53%	163	56
Row 3	Totals	603	100%	293	100%

Instructions:

\*Number of 8<sup>th</sup> grade students & below used in Column 3 and Column 4 calculations if applicable: \_\_\_\_\_

- 1) Determine the total number of girls enrolled, (place in Row 1, Column 1). Determine the total number of boys enrolled, (place in Row 2, Column 1).
- 2) Add the total number of girls and boys enrolled to determine total enrollment, (place in Row 3, Column 1).
- 3) Calculate the percentage of total enrollment that is female. (Divide Row 1, Column 1 by row 3, Column 1 and place in Row 1, Column 2.) Calculate the percentage of total enrollment that is male. (Divide Row 2, Column 1 by Row 3, Column 1 and place in Row 2, Column 2.) Note: Row 1, Column 2 plus Row 2, Column 2 should total 100%.
- 4) Ask the head coaches to review the most updated eligibility or squad lists for their teams. Ask coaches to confirm the names of those individuals who are on the team as of the first **date of competition**, and cross out the names of those who were cut from the team or quit the team prior to the first competitive event. Determine the total number of interscholastic athletics participants that are girls, (and place in Row 1, Column 3). In order to determine the total number of athletics participants, an individual should be counted each time he or she participates on a team. For example, if Jane Doe competes on the varsity volleyball team, the junior varsity volleyball team, the junior varsity basketball team, and the varsity softball team, she should be counted as four participants (**do not include club or intramural sports participants, cheerleaders, dance teams, or pom squads**). Calculate the same way for boys and girls. \* In addition, should 8<sup>th</sup> grade students and below play on a Freshman, Junior Varsity, or Varsity team, they should also be counted for each team and sport on which they participate. If applicable, please asterisk the above notation as to how many 8<sup>th</sup> grade students & below are included in the totals. Using the same procedure, determine the total number of interscholastic athletic participants that are boys, (and place in Row 2, Column 3). Add Row 1, Column 3 plus Row 2, Column 3 to get total participants and place in Row 3, Column 3.
- 5) Calculate the percentage of female participation. (Row 1, Column 3 divided by Row 3, Column 3 and place in Row 1, Column 4.) Calculate the percentage of male participation. (Row 2, Column 3 divided by Row 3, Column 3 and place in Row 2, Column 4.) Note: Row 1, Column 4 plus Row 2, Column 4 should total 100%.

Note: While being within three percent is not a formal compliance standard; if the percent listed in Row 1, Column 4 is within 3% of Row 1, Column 2, then it provides a good target within which compliance is likely.

Principal's Signature: *Anna Shepherd* Date: 4/7/2005

**2004-2005**  
**ACCOMMODATION OF INTERESTS AND ABILITIES**  
**SUMMARY PROGRAM CHART 2**


KHSAA  
 Form T2  
 Rev. 10/04

**Participation Opportunities Test Two**

		Column 1	Column 2	Column 3	Column 4	Column 5	
Program		Number of Teams Currently Offered	Number of Participants	Number of Teams Added in Last Five Years	Number of Participants Added in Last Five Years	Percent of Total Participation By Sex Added in Last 5 Years	
<b>GIRLS</b>	Row 1	varsity:	4	68	1	16	
	Row 2	j.v.:	3	45	2	29	
	Row 3	frosh:	2	17	2	6	
	Row 4	total:	9	130	5	51	39%
<b>BOYS</b>	Row 5	varsity:	4	85	0	0	
	Row 6	j.v.:	3	54	0	0	
	Row 7	frosh:	2	24	0	0	
	Row 8	total:	9	163	0	0	0%

- 1) For Column 1, list the number of interscholastic teams offered for girls and boys at each competitive level (varsity, junior varsity, and freshman). For girls, total each of the entries in Rows 1, 2, and 3 into Row 4. For boys, total Rows 5, 6, and 7 into Row 8.
- 2) For Column 2, list the number of participants at each level. For girls, total each of the entries in Rows 1, 2, and 3 into Row 4. For boys, total Rows 5, 6, and 7 into Row 8. **Note:** The totals in Row 4 for girls and in Row 8 for boys must be the same as the totals in Form T-1, Column 3, Rows 1 and 2 respectively.
- 3) For Column 3, list the number of interscholastic teams that have been added in the last five years at each competitive level. Count each team added during the 5 year period only one time. e.g. Girl's junior varsity soccer was added 3 years ago, count the team only once, not 3 times. For girls, total the entries in Rows 1, 2, and 3 into Row 4. For boys, total Rows 5, 6, and 7 into Row 8.
- 4) For Column 4, list the number of participants that are currently on each level of the teams that were added in the last five years. If a team was added previously but no longer exists, there are no current participants to be added for that team. For girls, total the entries in Rows 1, 2, and 3 into Row 4. For boys, total Rows 5, 6, and 7 into Row 8.
- 5) For Column 5, calculate the percentage of participants that have been added in the last five years. For girls, take the number in Column 4, Row 4 and divide by the number in Column 2, Row 4. For boys, take the number in Column 4, Row 8 and divide it by the number in Column 2, Row 8.

Note: If the percentage of current participants added in the last five years is 25% or greater, compliance with test two may be possible. If less than 25%, then compliance with test three should be analyzed. **CAUTION:** 25% is not a formal compliance standard.

Principal's Signature:  Date: 4/7/2005

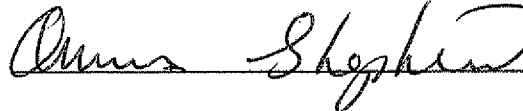
**2004-2005**  
**ACCOMMODATION OF INTERESTS AND ABILITIES**  
**SUMMARY PROGRAM CHART 3**

**Participation Opportunities Test Three**

**FOR ANY QUESTION ANSWERED "YES" IDENTIFY THE RESPECTIVE SPORT(S).**

	<b>GIRLS</b> <b>(Yes / No)</b>		<b>BOYS</b> <b>(Yes / No)</b>
<b>1. For a sport not currently played at the interscholastic level (varsity, junior varsity, or freshman) in your school, is there an intramural team offered for that sport?</b>	NO		NO
<b>2. For a sport <u>not</u> currently offered in your interscholastic athletics program, is there sufficient interest to form a viable interscholastic team based on participation on an intramural team or community recreation teams?</b>	NO		NO
<b>3. For a sport <u>not</u> currently offered, is there sufficient interest, based on your most recent Student Interest Survey, to form a viable interscholastic team based on student responses from the interscholastic survey? If yes, what sport?</b>	NO		NO
<b>4. For a sport currently offered at the varsity level only, is there sufficient interest, based on your most recent Student Interest Survey, to form a viable team for a junior varsity or freshman team that is not currently offered?</b>	NO		NO
<b>5. For a sport currently offered at the junior varsity or freshman level is there sufficient interest, based on your most recent Student Interest Survey, to form a varsity team not currently offered?</b>	NO		NO
<b>6. If you answered YES to question (1), (2), (3), (4), or (5), are there enough high schools in your geographic area offering the sport (at the appropriate level) to allow for the development of a reasonable schedule of competition?</b>			

**\*Based on surveys the following areas are to be considered in future plans: Soccer and Wrestling**


Principal's Signature:  Date: 4/7/2005

**2004-2005**  
**ACCOMODATION OF INTERESTS AND ABILITIES**  
**SUMMARY PROGRAM CHART 4**

**Levels of Competition Test One**

		Column 1	Column 2	Column 3
<b>Girls</b>	<b>Team Levels</b>	<b>Number of Teams Currently Offered</b>	<b>Number of Participants</b>	<b>Percentage of Participants at Each Level</b>
Row 1	varsity:	4	68	52%
Row 2	j.v.:	3	45	35%
Row 3	frosh:	2	17	13%
Row 4	total:	9	130	100%
<b>Boys</b>				
Row 5	varsity:	4	85	52%
Row 6	j.v.:	3	54	33%
Row 7	frosh:	2	24	15%
Row 8	total:	9	163	100%

- 1) Column 1, list the number of interscholastic teams offered for girls and boys at each competitive level; varsity, junior varsity, and freshman. (Refer to Form T-2, Accommodation of Interests and Abilities, Summary Program Chart 2, Column 1.)
- 2) For Column 2, list the number of participants at each level. For girls, total the entries in Rows 1, 2, and 3 into Row 4. For boys, total the entries in Rows 5, 6, and 7 into Row 8. (Refer to Form T-2, Accommodation of Interests and Abilities, Summary Program Chart 2, Column 2.)
- 3) For Column 3, calculate the percentage of female and male participants at each level.
  - For girls' varsity, junior varsity, and frosh, respectively:
    - Divide Column 2, Row 1 by Column 2, Row 4, and place the percentage in Column 3, Row 1.
    - Divide Column 2, Row 2 by Column 2, Row 4, and place the percentage in Column 3, Row 2.
    - Divide Column 2, Row 3 by Column 2, Row 4, and place the percentage in Column 3, Row 3.
    -
  - For boys' varsity, junior varsity, and frosh, respectively:
    - Divide Column 2, Row 5 by Column 2, Row 8, and place the percentage in Column 3, Row 5.
    - Divide Column 2, Row 6 by Column 2, Row 8, and place the percentage in Column 3, Row 6.
    - Divide Column 2, Row 7 by Column 2, Row 8, and place the percentage in Column 3, Row 7.

Principal's Signature:  Date: 4/7/2005

*Participation Rates*  
 G = 49,900  
 B = 56,900

**2004-2005  
 BUDGETED AND ACTUAL EXPENDITURES - PROGRAM COMPARISON CHART  
 TO INCLUDE BOOSTER CLUB FUNDING**

	equipment and supplies	travel	awards	coaches' salaries (to include supplemental and extended employment)	facilities improvements	publications (if sport-specific)	Expenditures	
	G = 22,100 B = 25,245	G = 9,420 B = 7,447	G = 1,586 B = 1,618		G = 0 B = 620	G = 60 B = 248		
<b>G basketball</b>	\$5,839.76	\$3,628.86	\$700.00	\$15,000.00	0	\$60.00		
<b>B basketball</b>	\$6,892.75	\$3,232.84	\$835.40	\$15,760.00	0	0		
<b>G softball</b>	\$200.00	\$1,282.36	\$129.45	\$3,750.00	0	0		
<b>B baseball</b>	\$5,600.00	\$1,368.96	\$315.00	\$4,550.00	\$300.00	0		
<b>G cross country</b>	N/A	N/A	N/A	N/A	N/A	N/A		
<b>B cross country</b>	N/A	N/A	N/A	N/A	N/A	N/A		
<b>G golf</b>	N/A	N/A	N/A	N/A	N/A	N/A		
<b>B golf</b>	N/A	N/A	N/A	N/A	N/A	N/A		
<b>G soccer</b>	N/A	N/A	N/A	N/A	N/A	N/A		
<b>B soccer</b>	N/A	N/A	N/A	N/A	N/A	N/A		
<b>G swimming</b>	N/A	N/A	N/A	N/A	N/A	N/A		
<b>B swimming</b>	N/A	N/A	N/A	N/A	N/A	N/A		

*TRIALS*  
 G = 46,526  
 B = 81,238  
 127,763

G = 26,250  
 B = 45,060

1. Total expenditures on T-35 and T-36 on the 2004-2005 year report due by April 15, 2005, should reflect the total monies spent (rounded off to nearest hundred) for the entire year of 2003-2004 ending June 30, 2004.  
 2. Booster Club Funding/Contributions must be included in the expenditures total.

Principal's Signature: *James S. Stephens* Date: 4/7/2005  
 Copyright 1999, Good Sports, Inc., Title IX and Gender Equity Specialists. All rights reserved.

**2004-2005  
BUDGETED AND ACTUAL EXPENDITURES - PROGRAM COMPARISON CHART 2  
TO INCLUDE BOOSTER CLUB FUNDING**

Teams	equipment and supplies	travel	awards	coaches' salaries (to include supplemental and extended employment)	facilities improvements	publications (if sport-specific)
	Expenditures	Expenditures	Expenditures	Expenditures	Expenditures	Expenditures
G track	\$771.00	\$2,011.18	0	\$3750.00	0	0
B track	\$771.00	\$2,011.18	0	\$3750.00	0	0
G tennis	N/A	N/A	N/A	N/A	N/A	N/A
B tennis	N/A	N/A	N/A	N/A	N/A	N/A
G volleyball	\$2,399.27	\$2,497.88	\$757.23	\$3,750.00	0	0
B wrestling	N/A	N/A	N/A	N/A	N/A	N/A
G (list sport)	N/A	N/A	N/A	N/A	N/A	N/A
B (football)	\$11,980.74	\$1,834.24	\$468.00	\$21,000.00	\$320.00	\$247.75
G (list sport)	N/A	N/A	N/A	N/A	N/A	N/A
B (list sport)	N/A	N/A	N/A	N/A	N/A	N/A

1. Total expenditures on T-35 and T-36 on the 2004-2005 year report due by April 15, 2005, should reflect the total monies spent (rounded off to nearest hundred) for the entire year of 2003-2004 ending June 30, 2004.
2. Booster Club Funding/Contributions must be included in the expenditures total.
3. Indicate percentage of total expenditures for each gender: Total Expenditures \$ 127,764.85 % for boys 63.6 % for girls 36.4

Principal's Signature: *Steve Shepherd* Date: 4/7/2005

## 2004-2005 KHSAA TITLE IX ATHLETICS AUDIT

KHSAA  
Form T41  
Rev. 10/04

### Checklist - Overall Interscholastic Athletics Program

***DIRECTIONS:***

For the Areas of Compliance (Opportunities and Benefits) listed on the left hand side of the page, place a checkmark under the appropriate column identifying whether your school provided an advantage to the Girls' Program, or to the Boys' Program or to Neither Program.

Areas of Compliance:	ADVANTAGE TO:		
	GIRLS' PROGRAM	BOYS' PROGRAM	NEITHER PROGRAM
<b>OPPORTUNITIES</b>			
Accommodation of Interest and Abilities			X
<b>BENEFITS</b>			
Equipment and Supplies			X
Scheduling of Games and Practice Time			X
Travel and Per Diem Allowances			X
Coaching (Due to yrs of experience data)	X		
Locker Rooms, Practice (renovation in and Competitive Facilities progress)		X	
Medical and Training Facilities and Services			X
Publicity			X
Support Services			X
Athletic Scholarships	N/A	N/A	N/A
Tutoring			X
Housing and Dining Facilities and Services			X
Recruitment of Student Athletes	N/A	N/A	N/A



Principal's Signature: Anna Shepherd Date: 4/7/05

SCHOOL NAME

Leslie County High School

2004-2005

TITLE IX

CORRECTIVE ACTION PLAN

**DIRECTIONS:**

1. For Column 1, indicate the intended area which needs corrective action in order to achieve gender equity. For Column 2, write the suggested change or activities that will correct the area in need of alteration. For Column 3, include the estimated completion date for the changes or activities.
2. It is possible to attain compliance with Title IX and no longer need "corrective" action. However, the KHSAA strongly encourages compliant schools to identify items for improvement (Column 1), activities to accomplish the improvement (Column 2) and a timetable for completion (Column 3) that will strengthen the athletic program.
3. You may copy this form as needed. Please attach corrective action plans along with audit forms and submit by April 15, 2005.


COLUMN 1 ITEM FOR CORRECTION/ IMPROVEMENT	COLUMN 2 SUGGESTED CHANGE/ ACTIVITIES	COLUMN 3 TIME TABLE FOR CORRECTIVE ACTION/ COMPLETION
<b>I. Equipment and Supplies</b> <b>A1.</b> Additional weights need to be purchased for the female athletes.	<b>A1.</b> There will be materials purchased such as a rubber coated dumbbell set ranging from 1-15 pounds. Other cardiovascular machines, such as treadmills, stair steppers, stationary bicycles may be purchased.	Spring 2005
<b>II. Scheduling of Games and Practice Time</b> <b>A1.</b> Prime Times Contest Scheduling  <b>B1.</b> Practice Schedule.	<b>A1.</b> Boys and Girls Coaches will continue to coordinate efforts to ensure both teams have at least 50% of home games. Schedules will be submitted to the Athletic Director/Title IX Committee for review.  <b>B1.</b> Continue to follow practice schedule policy.	August 2005 – Continuous  August 2005 – Continuous

Principal's Signature:

Date:

4/7/05

<p><b>III. Coaching</b>  <b>A1.</b> There are new coaches hired that do not have the experience that the other coaches have.</p> <p><b>B1.</b> Coaching Selection Policy</p>	<p><b>A1.</b> New coaches will collaborate and shadow more experienced coaching members. They will also attend coaching clinics and other professional development opportunities.</p> <p><b>B1.</b> Beginning Spring 2005, there will be no continuing contracts for coaches. All coaches will be noticed of their dismissal each April. Rehire is pending on evaluation. The rehiring process will follow coaching selection policy.</p>	<p><b>August 2005 – Continuous</b></p> <p><b>Spring 2005 – Continuous</b></p>
<p><b>IV. Locker rooms, practice and competitive facilities analysis</b></p> <p><b>A1.</b> There are insufficient storage areas and accommodations for various teams.</p> <p><b>B1.</b> Locker Rooms</p> <p><b>C1.</b> Softball fields need to be upgraded</p> <p><b>D1.</b> Coaches offices assignments</p> <p><b>E1.</b> Female Weight Room</p>	<p><b>A1.</b> Storage areas will be added during renovation of the gymnasium.</p> <p><b>B1.</b> Girls' locker room will be upgraded during the renovation of the gymnasium to meet all female athlete needs.</p> <p><b>C1.</b> Several projects have been addressed (storage building, concessions, trash receptacles, and fence repair). Bathroom access and dugouts will be addressed.</p> <p><b>D1.</b> All coaches will be assigned offices and given keys to these offices.</p> <p><b>E1.</b> During gymnasium renovation, Title IX coordinator, principal, athletic director and building and grounds coordinator will evaluate building plans to designate an available area for weight room.</p>	<p><b>June 2005-October 2005</b></p> <p><b>June 2005-October 2005</b></p> <p><b>Spring 2005 – Continuous</b></p> <p><b>Fall 2005 – Continuous</b></p> <p><b>June 2005 – October 2005</b></p>

Principal's Signature:  Date: 4/17/05

<p><b>V. Publicity</b></p> <p>A1. Publicity of all sports will be increased</p> <p>B1. Local Television Station will be informed of sporting events.</p> <p>C1. Increase middle/elementary school interest in high school athletics</p>	<p>A1. Announcements of upcoming sporting events will be published in local papers, school web site, and will be e-mailed to all school employees.</p> <p>B1. Local television station will be contacted regarding upcoming sporting events and outcomes of games.</p> <p>C1. Coaches will e-mail middle/elementary staff and employees to inform them of upcoming sporting events and/or schedules. Coaches will hold camps in the off seasons.</p>	<p>Spring 2005- Continuous</p> <p>Spring 2005 – Continuous</p> <p>August 2005 – Continuous</p>
<p><b>VI. Budget Analysis</b></p> <p>A1. Bridge communication gaps regarding budgeting concerns.</p>	<p>A1. All coaches will submit a standardized budget form to SBDM, principal, and athletic director.</p> <p>A2. Booster club agreement will be initiated and taken before SBDM each year.</p> <p>A3. Principal signature will be required for approval of all spending.</p>	<p>Spring 2005 – Continuous</p> <p>Spring 2005 - Continuous</p> <p>Spring 2005 - Continuous</p>
<p><b>VII. Travel and Per Diem</b></p> <p>A1. Food Plan for Athletes</p>	<p>A1. Food Services Director will formulate plan for athletic teams to assist with sack lunch preparation for away games and other related events.</p>	<p>Spring 2005 - Continuous</p>

Principal's Signature:  Date: 4/7/05